

### Plant Schedule

| Key                       | Botanical                                   | Common                              | Size | Qty |
|---------------------------|---|-------------------------------------|------|-----|
| BUX-S-SUF                 | Buxus sempervirens 'Suffruticosa'           | Dwarf English Boxwood               | 5    | 2   |
| LAV-S-DWARF               | Lavandula stoeches 'Lutsko's Dwarf'         | Dwarf Spanish Lavendar              | 5    | 16  |
| <b>Perennials</b>         |   |                                     |      |     |
| EQU-HYE                   | Equisetum hymale                            | Rough Horsetail                     | 1    | 84  |
| PLE-M-BRO                 | Plectranthus 'Mainstreet Broadway'          | Mainstreet Broadway Coleus          | 4"   | 12  |
| PLE-STAINED               | Plectranthus 'Stained Glassworks Luminesce' | Stained Glassworks Luminesce Coleus | 4"   | 8   |
| IBR-CAN                   | Iberis sempirverens 'Candy Tuft'            | White Candy Tuft                    | 1    | 24  |
| LYS-N-AUR                 | Lysimachia nummularia 'Aurea'               | Creeping Jenny                      |      |     |
| <b>Ornamental Grasses</b> |   |                                     |      |     |
| FES-BOL                   | Festuca glauca 'Boulder Blue'               | Blue Fesque                         | 1    | 44  |
| FAR-R-CAM                 | Fargesia robusta 'Campbell'                 | Campbell's Bamboo                   | 5    | 14  |
| CAR-M-VAR                 | Carex morrowii Variegata                    | Varigated Japanese Sedge            | 1    | 10  |

**SHATARA**  
ARCHITECTURE  
INC.

890 7TH ST.  
SAN FRANCISCO  
CA 94107

TEL (415) 512-7566  
suhel@shataraarch.com

DRAWINGS AND SPECIFICATIONS, AS INSTRUMENTS OF PROFESSIONAL SERVICE, ARE AND SHALL REMAIN THE PROPERTY OF THE ARCHITECT.

THESE DOCUMENTS ARE NOT TO BE USED, IN WHOLE OR IN PART, FOR ANY PROJECTS OR PURPOSES WHATSOEVER, WITHOUT THE PRIOR SPECIFIC WRITTEN AUTHORIZATION OF SHATARA ARCHITECTURE INC.

PROJECT  
**TENANT IMPROVEMENT**

ADDRESS  
**1204 EL CAMINO REAL  
BUIRLINGAME, CA**

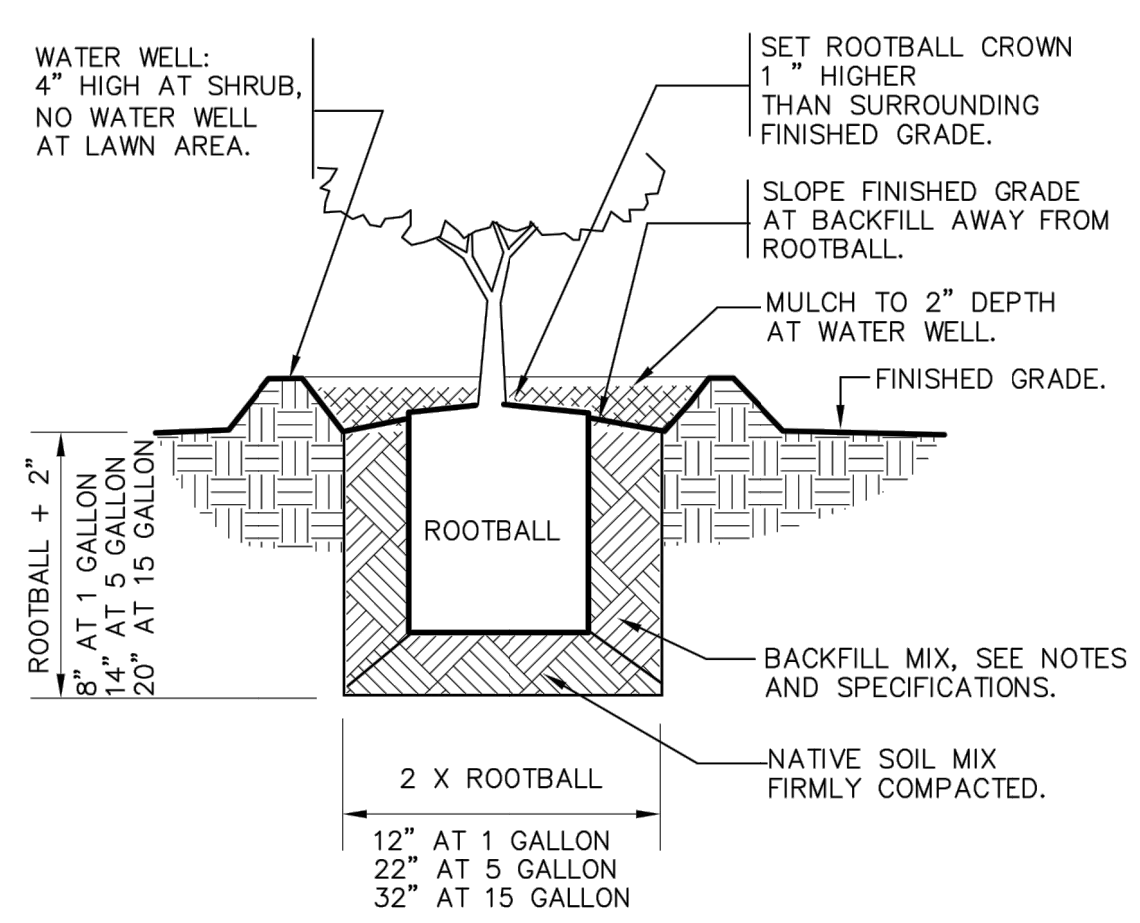
APN: 026096180

OWNER'S INFORMATION  
**ROGER ABUYAGHI  
(TENANT & OWNER)**

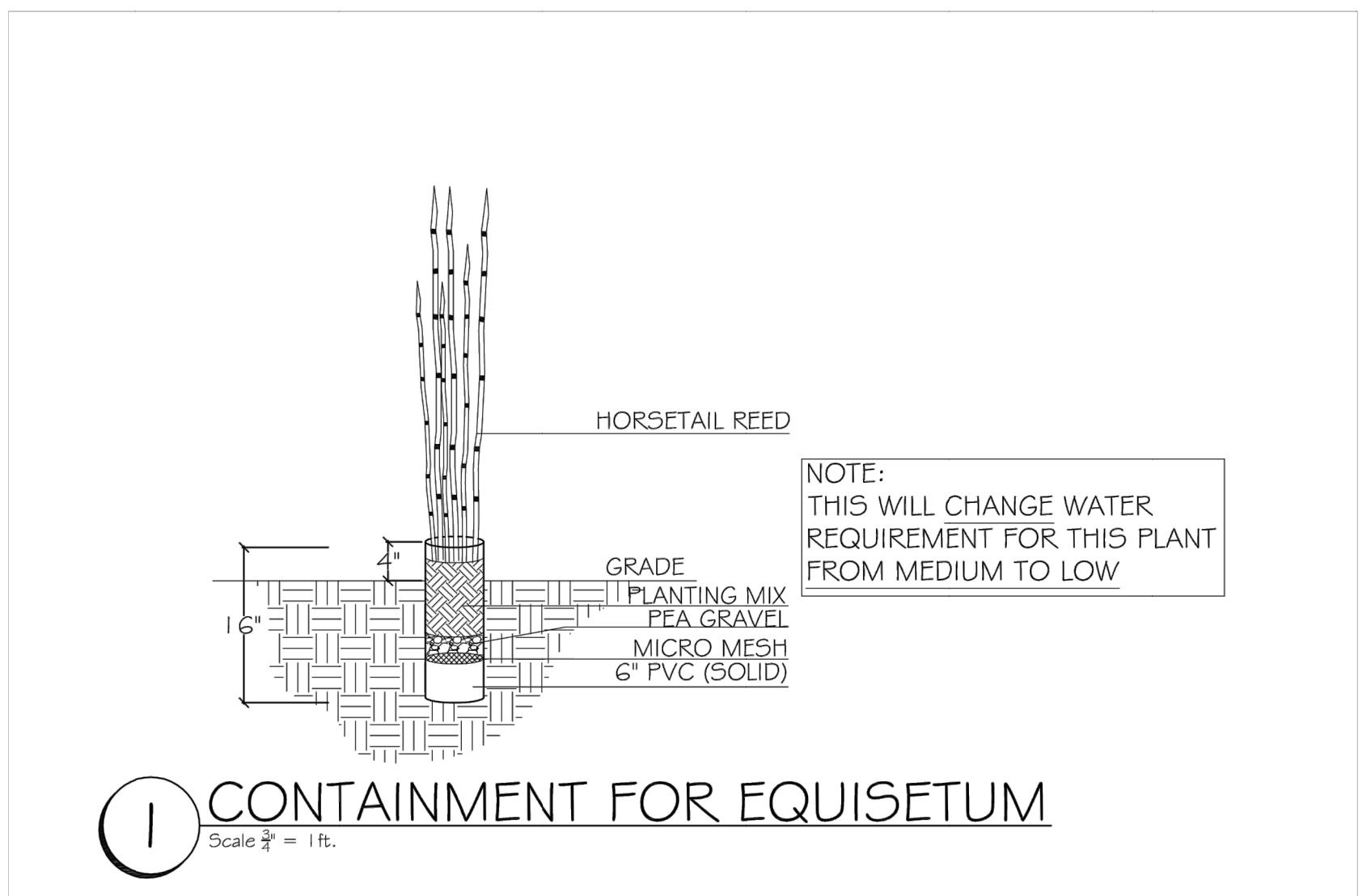
PROJECT DIRECTORY

ARCHITECT  
SHATARA ARCHITECTURE INC.

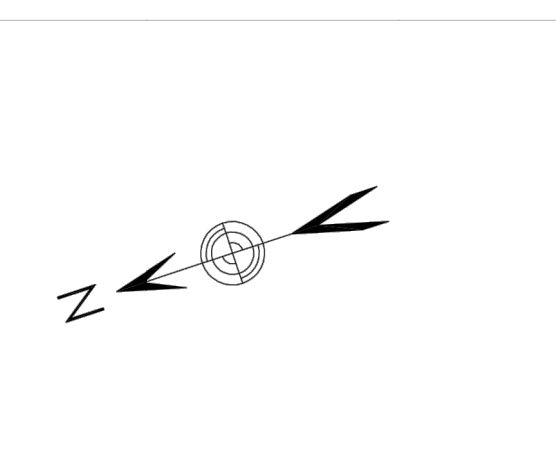
890 7TH STREET  
SAN FRANCISCO, CA 94107  
TEL: 415-512-7566  
CONTACT: SUHEIL SHATARA



**SHRUB PLANTING**




**CONTAINMENT FOR EQUISETUM**  
Scale 3/4" = 1ft.



**Planting**

NOTE:  
This plan is diagrammatic in nature and is meant as a general guide only. It is not fully detailed and exhaustively specified. It is the responsibility of the installer to become familiar with all site conditions and these drawing and to notify the designer of any discrepancies. The installer and owner have sole responsibility for quality control, construction standards and compliance to all building codes. This plan is part of a set of documents and is meant to be used together as a whole.



SHEET DESCRIPTION  
**PLANTING PLAN**

**SHEET 3**