













CITY OF BURLINGAME APPROVED TREE LIST



The Residential Design Review Guidelines discuss landscaping and site design under Component Number 9. Landscaping is an integral part of a residential remodel, addition or new construction project. Landscaping should be incorporated into the site design and should complement the architecture of a residence. It can also be useful in reducing the apparent mass of a building by joining it to the ground and engaging important architectural elements. Landscaping can create a sense of privacy, as well as screen additions and taller elements of structures.

Landscaping is one of the required criteria to be met as part of the Residential Design Guidelines, therefore the Planning Commission requests that appropriate landscaping be installed as part of a design review project on private property. Listed below are several trees that are known to have successful growth in Burlingame. These trees would be appropriate choices for private tree plantings in Burlingame. Please note that this list is a reference and does not restrict the planting of other like trees. If you have any questions about planting trees in the City's planter sites, please contact the Parks Division at (415) 558-7254 for the street tree planting requirements in the City's right-of-way in front of your property.

The trees that are suggested are grouped according to their height as shown in the image below. Small and Medium size trees are recommended for tree plantings on hillside areas where future view obstructions could occur.

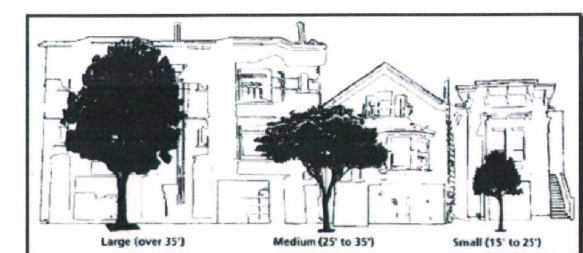


Figure 1: Trees for San Francisco: A Guide to Street Tree Planting and Care, 1995 Friends of the Urban Forest, 1995, page 10.

City of Burlingame Planning Division Tree List for Private Property Planting Sites

Small Size Trees				
BOTANICAL NAME	COMMON NAME	MATURITY HEIGHT	SHAPE	SITE LOCATIONS
Acer burgundyana	Red Maple	20-25'	R	Washington Park, River Gardens
Amelanchier	Golden Rain Tree	20-30'	I	1428 Howard Avenue
Lagerströmia indica	Crape Myrtle	15-20'	I	1205 Crane Avenue
Prunus yedoensis	Yapong Cherry	20'	K	1126 Redwood Avenue
Prunus laurocerasus	Laurel Yew	20-30'	U	2005 Hillside Drive, 817 Howard Avenue, 2112 Address Drive

Medium Size Trees				
BOTANICAL NAME	COMMON NAME	MATURITY HEIGHT	SHAPE	SITE LOCATIONS
Asplenium nidus	Heart Fern	30'	R	2112 Address Drive
Crataegus	Washington Thorn	20-30'	I	731 Leighton Way
Eucalyptus fulgens	Red Flowering Gum	20-40'	O	1150 Oxford Road
Eucalyptus nitens	Willow Leafed Paperbark	30-40'	W	18 Boardwalk Road
Fraxinus californica	Raywood Ash	25-35'	O	2008 Eastern Drive
Carya panicea	Australian Willow	25-30'	R/W	1117 Baywater Avenue
Grigolia labata	Madrone tree	30-50'	O/S	1048 Pajo Road (Burlingame)
Quercus agrifolia	California Live Oak	20-30'	O	128 Channing Road, 209 Victoria Road
Magnolia grandiflora	Magnolia	20-40'	I	2108 Bay Drive
Platanus occidentalis	Shamash Sycamore	30-40'	R	2105 Eastern Drive, 111 Crestview Avenue
Prunus cerasifera	Purple Leaf Plum	20-30'	R	1326 Lincoln Avenue, 1166 Park (Burlingame Side)
Rubus arvensis	Mahe Locust	30-40'	O	1446 Capuchino Avenue
Sapindus sibiricus	Chinese Tallow Tree	30'	R/O	2008 Debraux Drive
Tindora cordata	Goldenseal Box	30-60'	O	809 Phelan Avenue

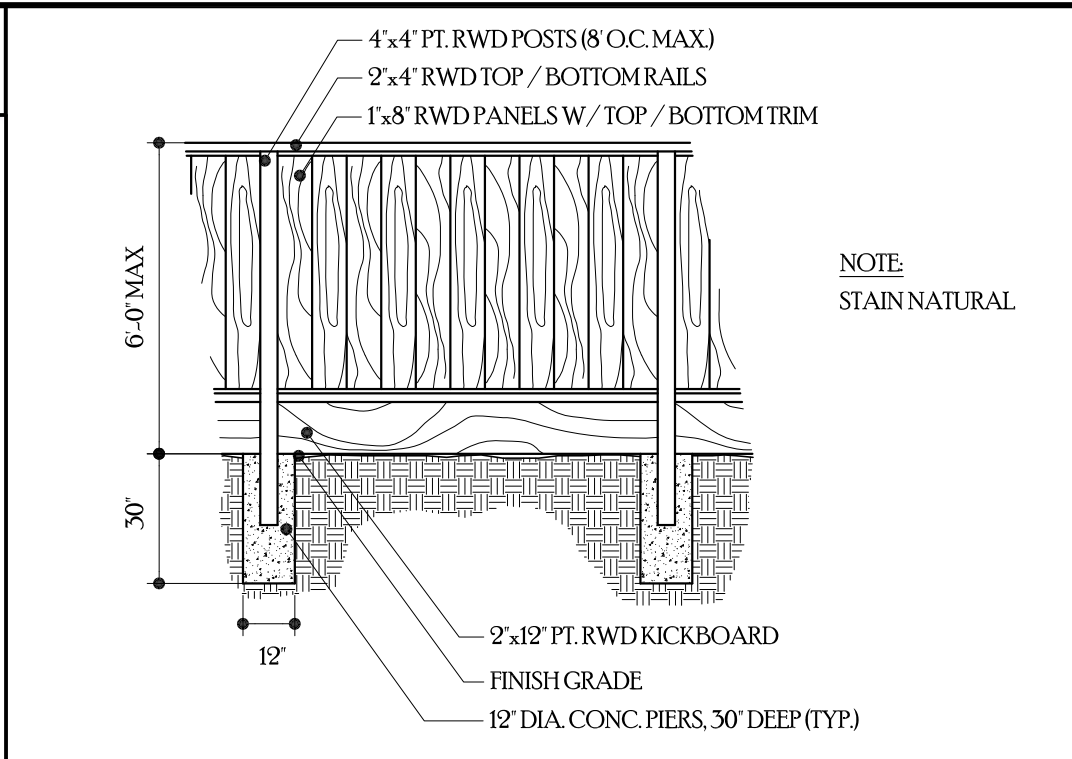
Large Size Trees				
BOTANICAL NAME	COMMON NAME	MATURITY HEIGHT	SHAPE	SITE LOCATIONS
Acer rubrum	Red Maple	40-50'	R	1400 Capuchino Avenue
Celtis occidentalis	European Hackberry	40-50'	I	1106 Cambridge Road
Celtis australis	Chinese Hackberry	30-50'	I	City Hall, south side entrance
Quercus coccoloba	Scarlet Oak	40-70'	R/O	1425 Capuchino Avenue, 2002 Bay Drive
Quercus robur	Red Oak	40-70'	R/O	1206 Chesterton Road
Platanus occidentalis	Lionard Plane (Sycamore)	40-70'	U	803 Phelan Way

Tree Shapes Legend	
R	Round
O	Open
U	Upright
I	Ingrain
W	Weeping

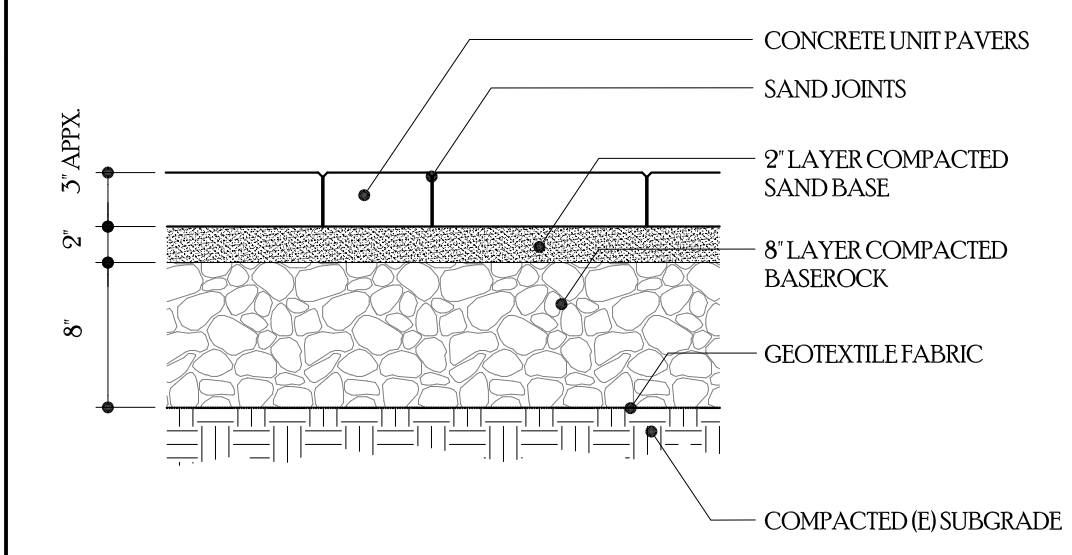
  

Tree Spacing Legend	
1	Single
2	Double
3	Triple
4	Quadruple
5	Quintuple
6	Sixuple
7	Septuple
8	Octuple
9	Nonuple
10	Decuple



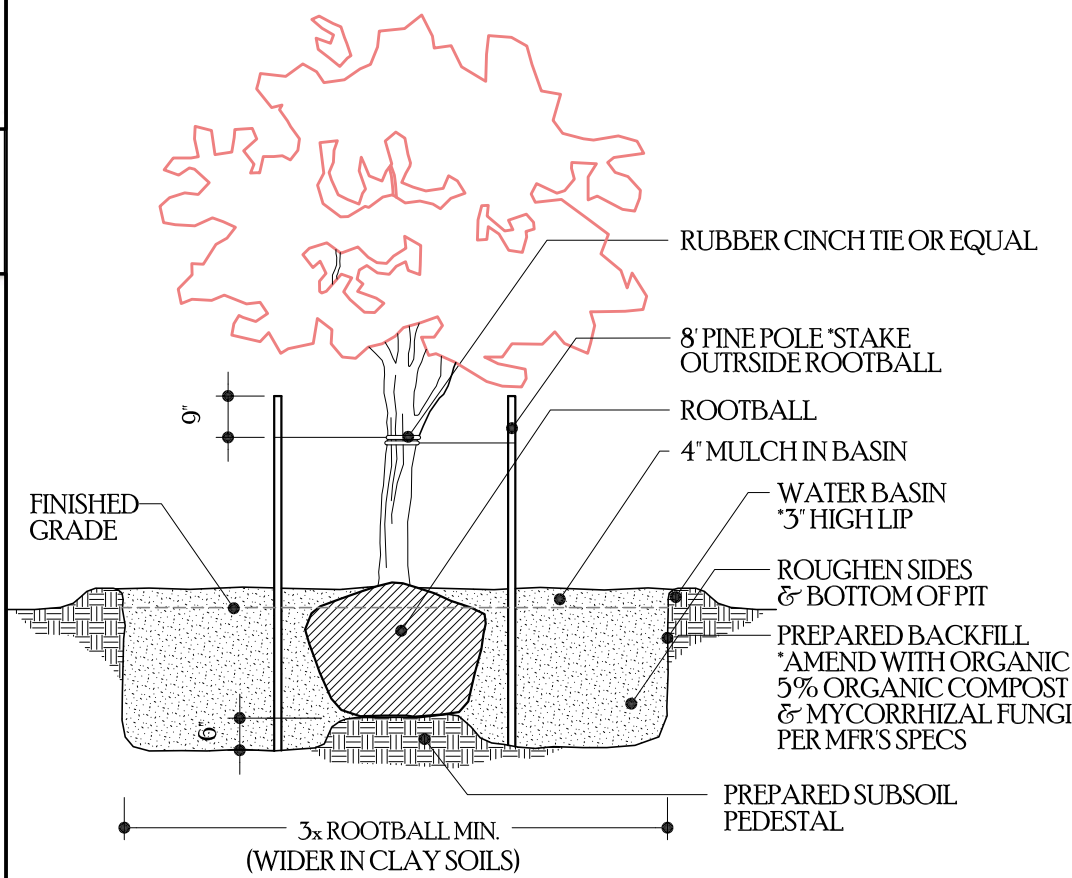
WOOD FENCE

SCALE: NTS



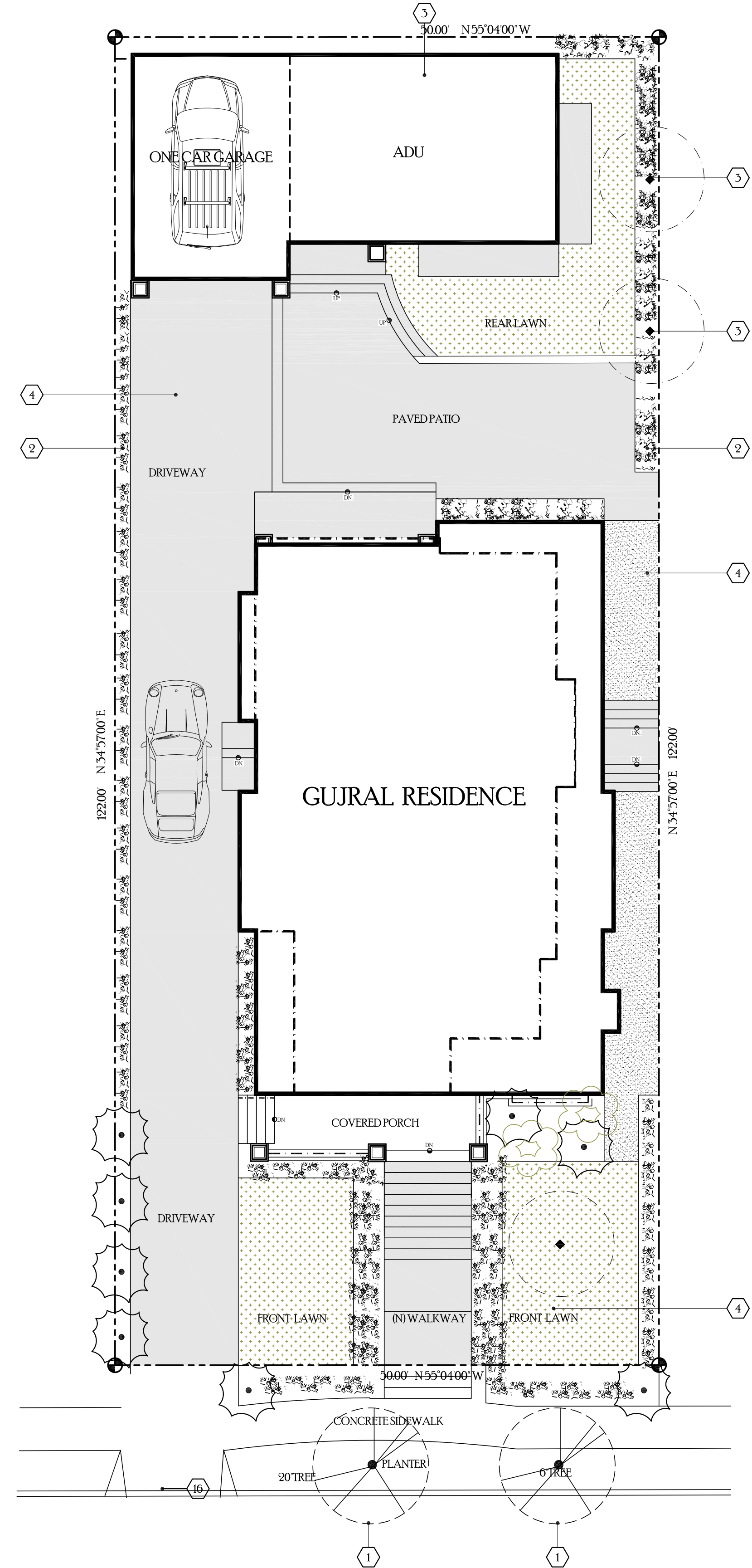
VEHICULAR UNIT PAVERS

SCALE: NTS



TREE PLANTING

SCALE: NTS



LANDSCAPE / HARDSCAPE PLAN

SCALE: 1/8"=1'-0"

LANDSCAPE KEYNOTES

- EXISTING CITY STREET TREE TO REMAIN.
- VEGETATION PER LEGEND TYP.
- TREE PER LEGEND TYP.
- GROUND COVER PER LEGEND.

SYMBOL	COMMON NAME	SIZE
[Symbol]	PRIVET SCREEN TREES	15 GALLON
[Symbol]	NEW CITY STREET TREE PER APPROVED LIST	5 GALLON
[Symbol]	CITRUS TREE	5 GALLON
[Symbol]	RED MAPLE TREE	24 MIN. BOX TREE, SINGLE STEM ACER RUBRUM
[Symbol]	FRENCH LAVENDER	1 GALLON
[Symbol]	CALIFORNIA LILAC	1 GALLON
[Symbol]	JAPANESE BOX WOOD	1 GALLON
[Symbol]	CONCRETE OR STONE PAVING SYSTEM	
[Symbol]	ZOSIYA GRASS	SOD
[Symbol]	CRUSHED GRANITE ROCK	1/4" TO 1/2"

LANDSCAPE NOTE

RETAIN EXISTING VEGETATION AS PRACTICABLE. SELECT DIVERSE SPECIES APPROPRIATE TO THE SITE. INCLUDE PLANTS THAT ARE PEST- AND / OR DISEASE-RESISTANT, DROUGHT-TOLERANT, AND / OR ATTRACT BENEFICIAL INSECTS. MINIMIZE USE OF PESTICIDES AND QUICK-RELEASE FERTILIZERS. USE EFFICIENT IRRIGATION SYSTEM, DESIGN TO MINIMIZE RUNOFF.

PARKS GENERAL NOTE

NOTE: EXISTING STREET TREES MAY NOT BE CUT, TRIMMED OR REMOVED WITHOUT PERMIT FROM THE PARKS DEPARTMENT. (508-7330)

NOTE: NO EXISTING TREE OVER 48" IN CIRCUMFERENCE AT 54" FROM BASE OF THE TREE MAY BE REMOVED WITHOUT A PROTECTED TREE PERMIT FROM THE PARKS DIVISION. (508-7330)

NOTE: CONTRACTOR TO PROTECT STREET TREES DURING CONSTRUCTION.

NOTE: NO PROTECTED OR CITY TREE MAY BE REMOVED WITHOUT PERMIT.

NOTE: CONTACT PARKS DIVISION FOR LIST OF APPROVED TREES IN PLANTER STRIP.

**Geurse Conceptual Designs, Inc.**

405 baywater ave.  
Burlingame, California 94010  
tel: 650.703.6197  
email: jgeurse@gmail.com

SIGNATURE BOX  
NAME: JESSE GEURSE  
DATE: JANUARY 10, 2022

CITY OF BURLINGAME BUSINESS LICENSE: GEURSE CONCEPTUAL DESIGNS, INC.  
NO. 22811. EXPIRATION DATE: 06/30/2022



NO.	DATE	BY	DESCRIPTION	CONST.
△	4-28-2022	JFG	PLANNING DEPT COMMENTS-2ND	
△	4-13-2022	JFG	PLANNING DEPT COMMENTS	
△	1-10-2022	JFG	PLANNING - DESIGN REVIEW SUBMISSION	

REVISIONS

IT IS THE RESPONSIBILITY OF THE CONTRACTOR TO VERIFY ALL FIELD CONDITIONS AND COMPARE THEM WITH THE CONSTRUCTION DOCUMENTS BEFORE COMMENCING ACTIVITIES. ERRORS, OMISSIONS OR ANY OTHER INCONSISTENCIES DISCOVERED SHALL IMMEDIATELY BE REPORTED TO THE DESIGNER.

PROJECT NAME  
**NEW RESIDENCE**  
for  
**MR. RAJIV GUJRAL**  
1425 CASTILLO AVENUE  
BURLINGAME, CALIFORNIA 94010

DRAWING TITLE  
LANDSCAPE / HARDSCAPE PLAN

DATE	ENGINEER	DRAWING NO.
2/26	AART ASSINK	LS.1
JOB NO.	SCALE	
JFG	AS SHOWN	
DRAWN BY:	RELEASED TO CONSTRUCTION	
JFG		