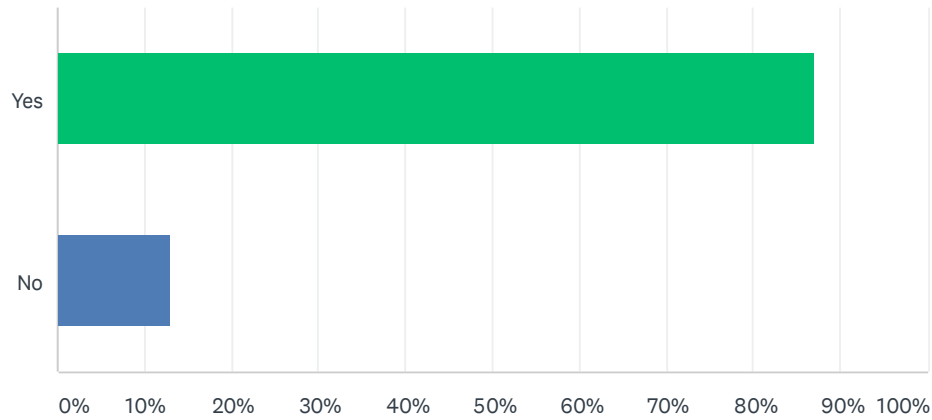


Q1 Do you live in Burlingame?

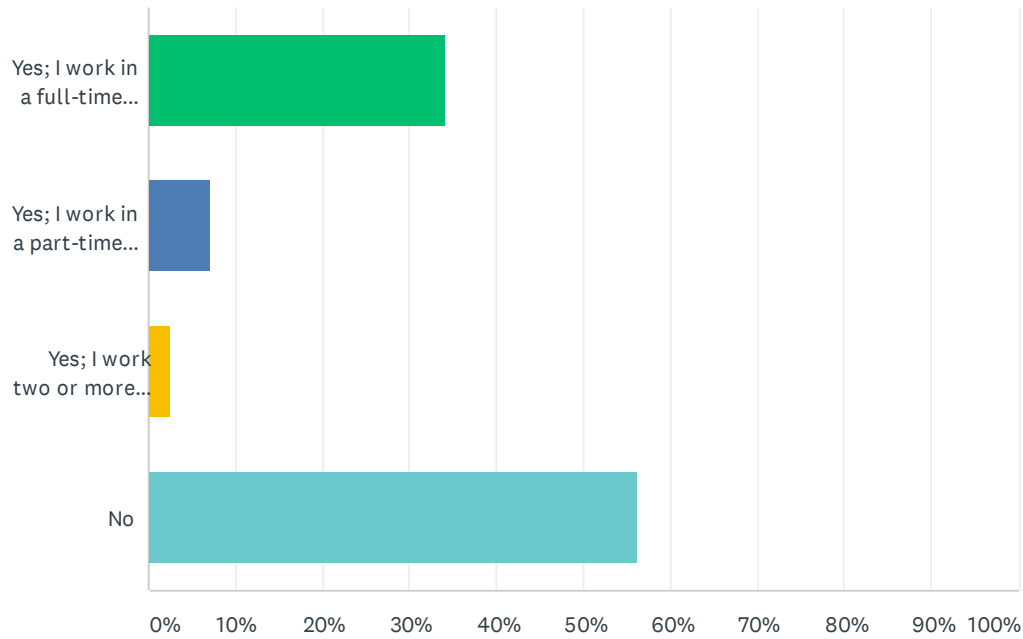
Answered: 199 Skipped: 1



ANSWER CHOICES	RESPONSES	
Yes	86.93%	173
No	13.07%	26
TOTAL		199

Q2 Do you work in Burlingame?

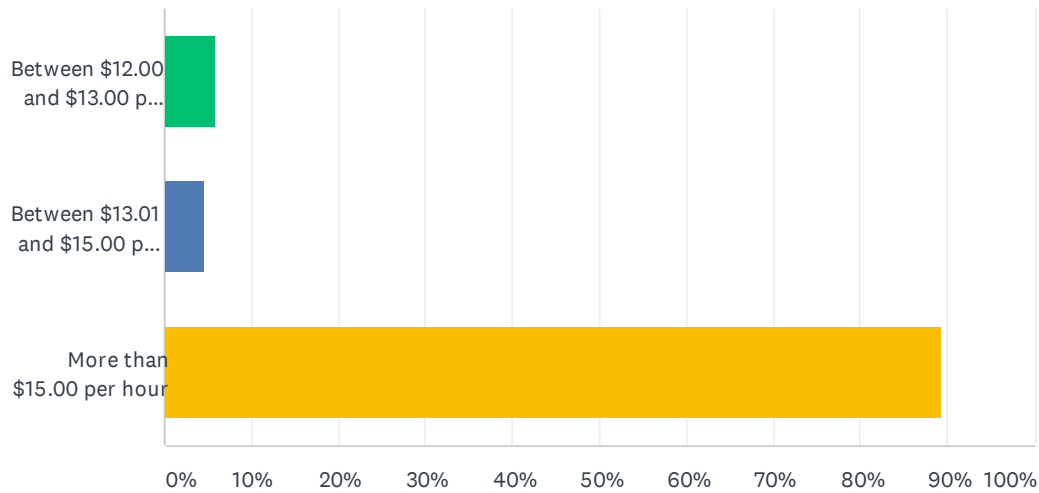
Answered: 197 Skipped: 3



ANSWER CHOICES	RESPONSES	
Yes; I work in a full-time position	34.01%	67
Yes; I work in a part-time position	7.11%	14
Yes; I work two or more part-time jobs, at least one of which is in Burlingame	2.54%	5
No	56.35%	111
TOTAL		197

Q3 If you work in Burlingame, what is your current wage? For salaried employees, please choose the hourly equivalent.

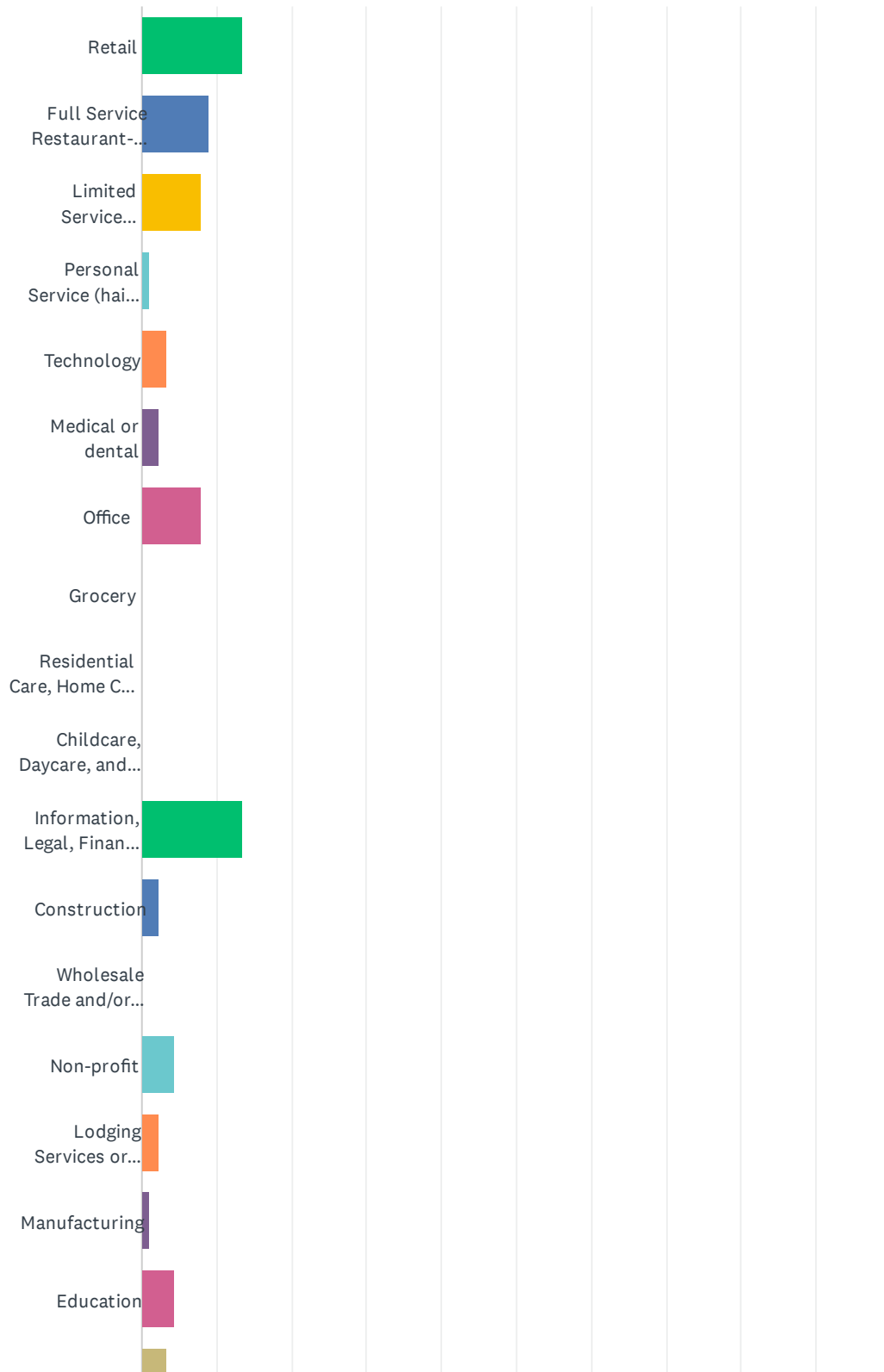
Answered: 85 Skipped: 115

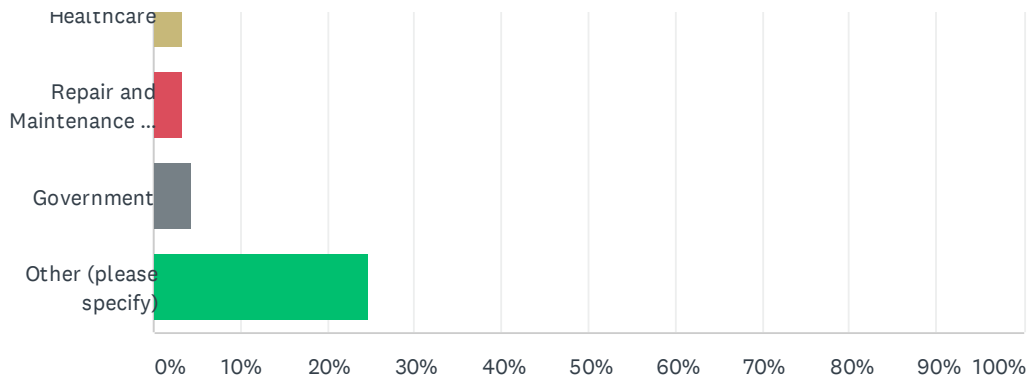


ANSWER CHOICES	RESPONSES	
Between \$12.00 and \$13.00 per hour	5.88%	5
Between \$13.01 and \$15.00 per hour	4.71%	4
More than \$15.00 per hour	89.41%	76
TOTAL		85

Q4 If you work in Burlingame, please select the industry category that best describes your job. If you have more than one job in Burlingame, please select all applicable categories.

Answered: 89 Skipped: 111

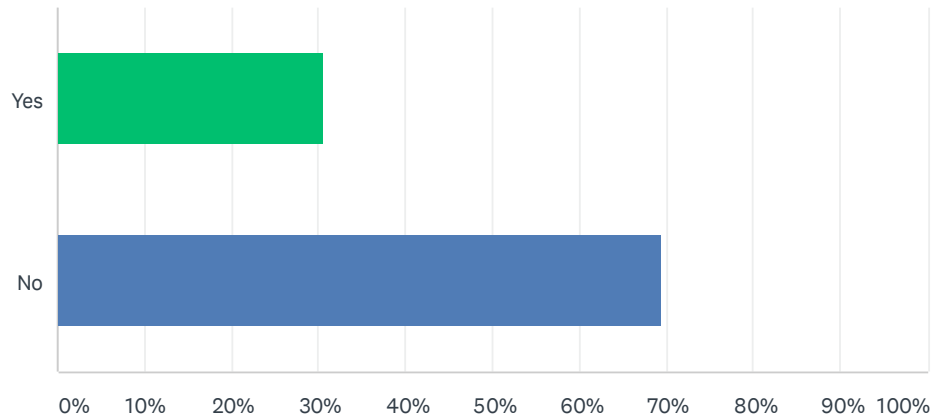




ANSWER CHOICES	RESPONSES	
Retail	13.48%	12
Full Service Restaurant- Table Service Dining	8.99%	8
Limited Service Restaurant- Fast Food or Fast Casual Dining	7.87%	7
Personal Service (hair and nail salons, massage parlor, etc.)	1.12%	1
Technology	3.37%	3
Medical or dental	2.25%	2
Office	7.87%	7
Grocery	0.00%	0
Residential Care, Home Care and/or Social Assistance	0.00%	0
Childcare, Daycare, and/or Preschool	0.00%	0
Information, Legal, Finance, Insurance, Real Estate, or Professional Services	13.48%	12
Construction	2.25%	2
Wholesale Trade and/or Transportation	0.00%	0
Non-profit	4.49%	4
Lodging Services or Other Food Services (catering, banquet, etc.)	2.25%	2
Manufacturing	1.12%	1
Education	4.49%	4
Healthcare	3.37%	3
Repair and Maintenance or Other Services	3.37%	3
Government	4.49%	4
Other (please specify)	24.72%	22
Total Respondents: 89		

Q5 Do you own or manage a business in Burlingame?

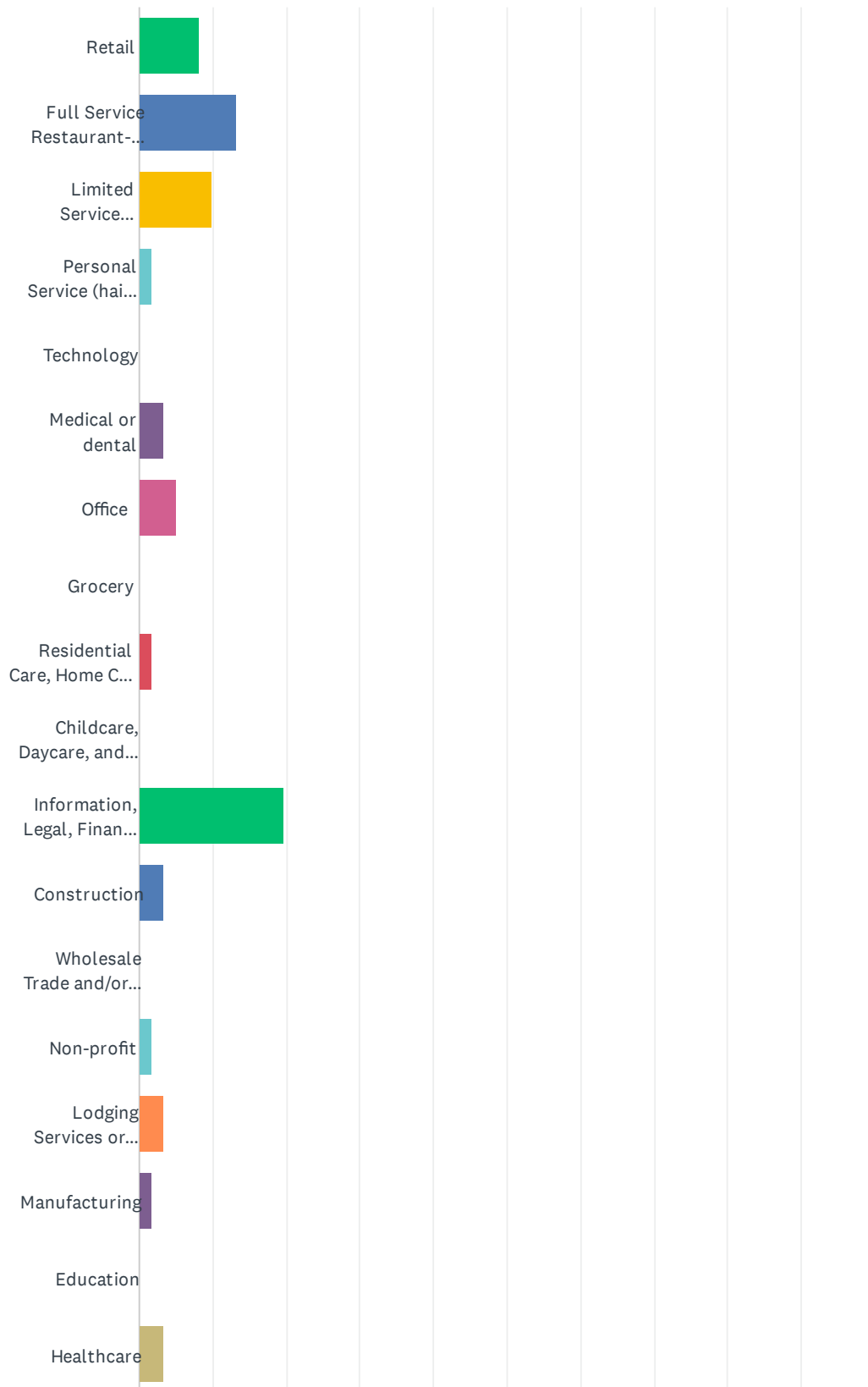
Answered: 193 Skipped: 7

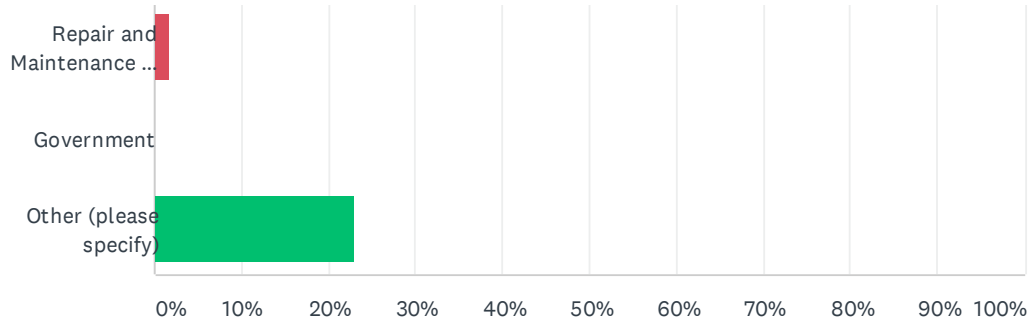


ANSWER CHOICES	RESPONSES	
Yes	30.57%	59
No	69.43%	134
TOTAL		193

Q6 If yes, what industry category best describes the type of business you own or manage? [Choose one category]

Answered: 61 Skipped: 139





ANSWER CHOICES	RESPONSES	
Retail	8.20%	5
Full Service Restaurant- Table Service Dining	13.11%	8
Limited Service Restaurant- Fast Food or Fast Casual Dining	9.84%	6
Personal Service (hair and nail salons, massage parlor, etc.)	1.64%	1
Technology	0.00%	0
Medical or dental	3.28%	2
Office	4.92%	3
Grocery	0.00%	0
Residential Care, Home Care and/or Social Assistance	1.64%	1
Childcare, Daycare, and/or Preschool	0.00%	0
Information, Legal, Finance, Insurance, Real Estate, or Professional Services	19.67%	12
Construction	3.28%	2
Wholesale Trade and/or Transportation	0.00%	0
Non-profit	1.64%	1
Lodging Services or Other Food Services (catering, banquet, etc.)	3.28%	2
Manufacturing	1.64%	1
Education	0.00%	0
Healthcare	3.28%	2
Repair and Maintenance or Other Services	1.64%	1
Government	0.00%	0
Other (please specify)	22.95%	14
TOTAL		61

Q7 If you own or manage a business, what is the minimum wage you pay to your lowest-paid employees? (in \$/hr)

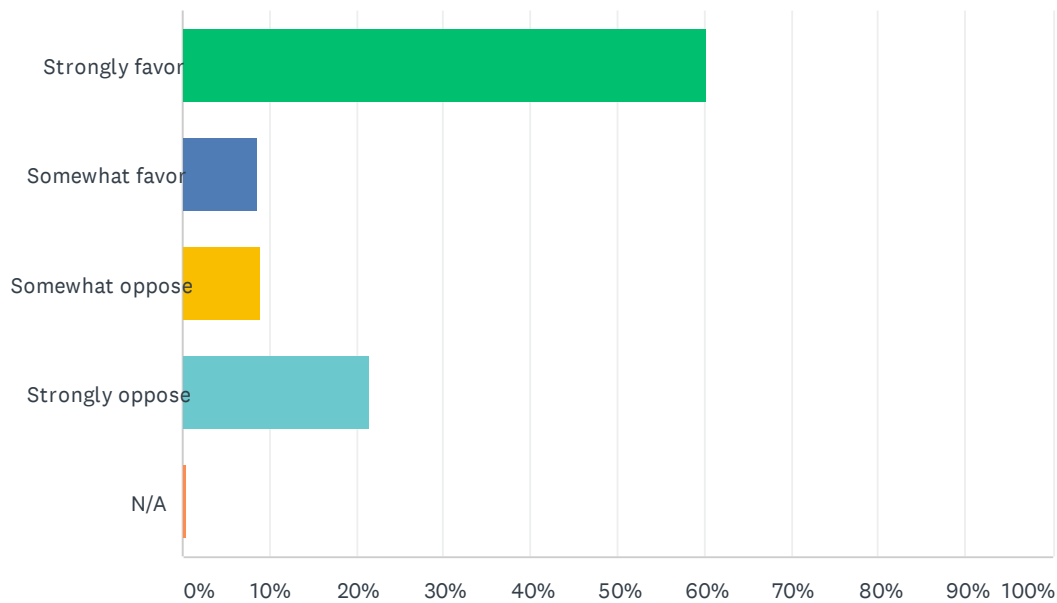
Answered: 52 Skipped: 148

Q8 If you own or manage a business, how many of your current employees receive wages at or near the minimum wage?

Answered: 51 Skipped: 149

Q9 How do you feel about the City of Burlingame increasing the minimum wage to \$15 per hour (+ CPI, no limit) by 2021? This accelerates the State's mandated increase to the minimum wage described above.

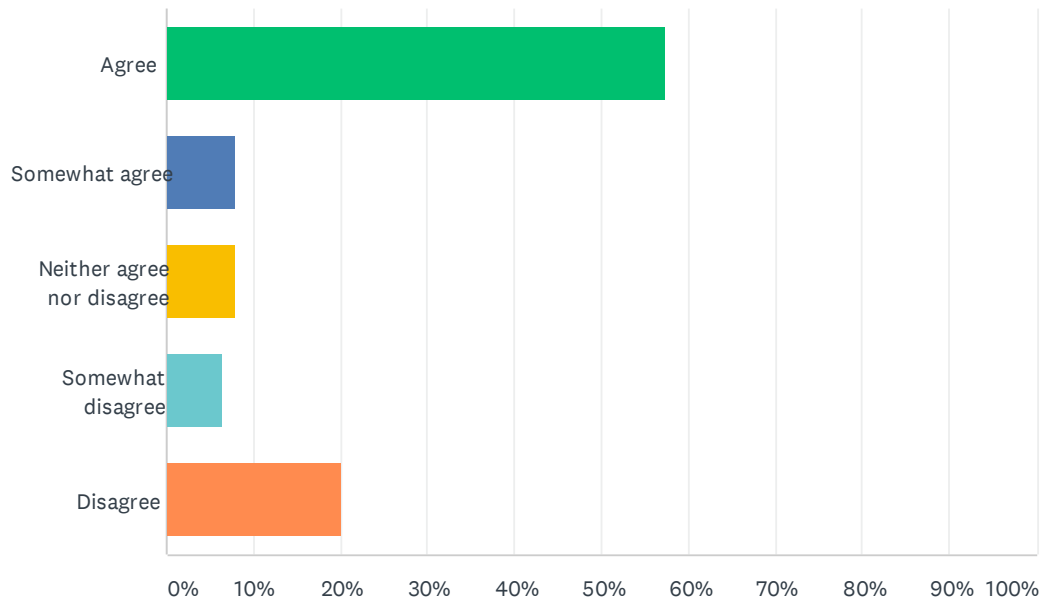
Answered: 199 Skipped: 1



ANSWER CHOICES	RESPONSES	
Strongly favor	60.30%	120
Somewhat favor	8.54%	17
Somewhat oppose	9.05%	18
Strongly oppose	21.61%	43
N/A	0.50%	1
TOTAL		199

Q10 An increase in the minimum wage would help me or other people in the community.

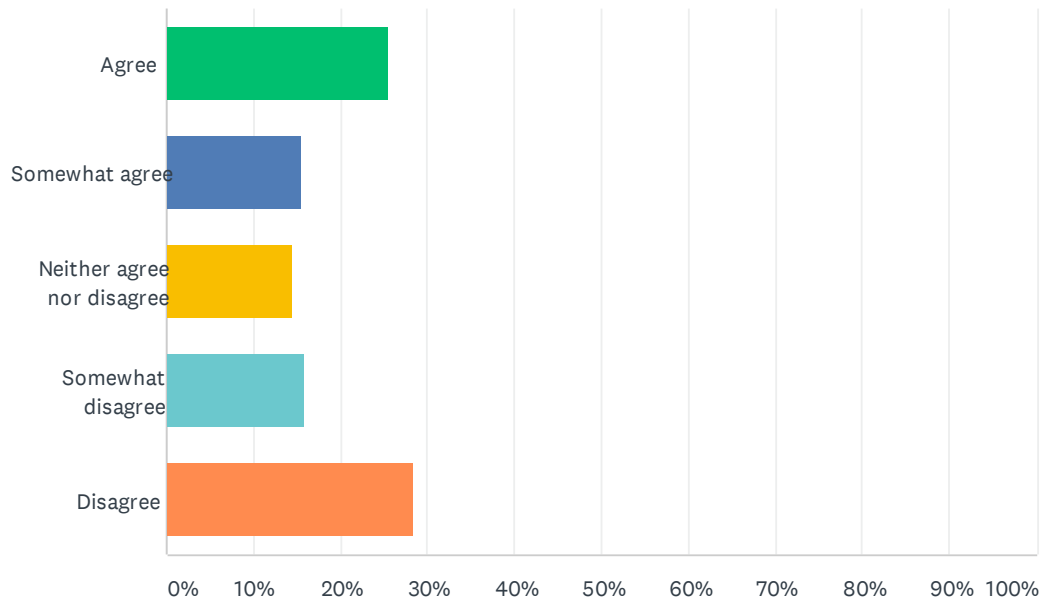
Answered: 199 Skipped: 1



ANSWER CHOICES	RESPONSES	
Agree	57.29%	114
Somewhat agree	8.04%	16
Neither agree nor disagree	8.04%	16
Somewhat disagree	6.53%	13
Disagree	20.10%	40
TOTAL		199

Q11 If the minimum wage increases, it will make it harder to start and grow businesses in our community.

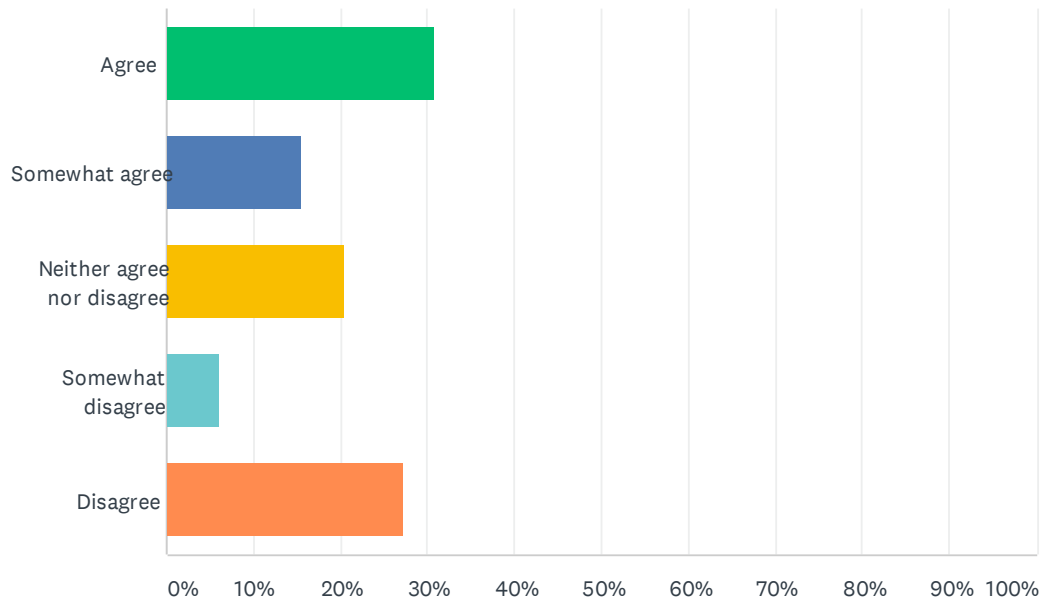
Answered: 200 Skipped: 0



ANSWER CHOICES	RESPONSES	
Agree	25.50%	51
Somewhat agree	15.50%	31
Neither agree nor disagree	14.50%	29
Somewhat disagree	16.00%	32
Disagree	28.50%	57
TOTAL		200

Q12 If the minimum wage increases, it will make it harder to survive as a business in the community during the COVID-19 pandemic.

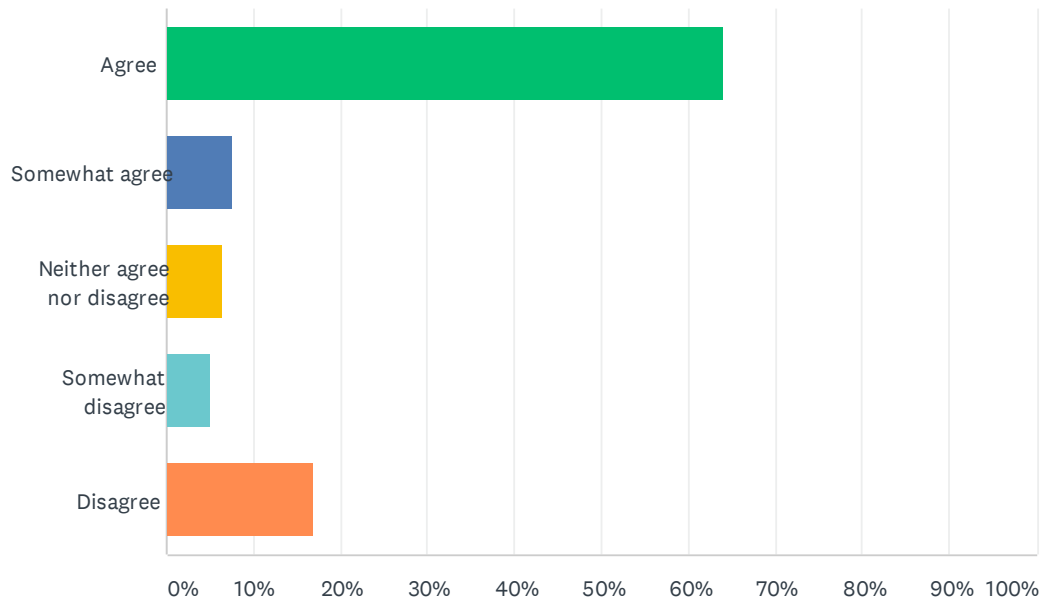
Answered: 199 Skipped: 1



ANSWER CHOICES	RESPONSES	
Agree	30.65%	61
Somewhat agree	15.58%	31
Neither agree nor disagree	20.60%	41
Somewhat disagree	6.03%	12
Disagree	27.14%	54
TOTAL		199

Q13 An increase in the minimum wage makes sense because it is expensive to live in Burlingame and the Bay Area.

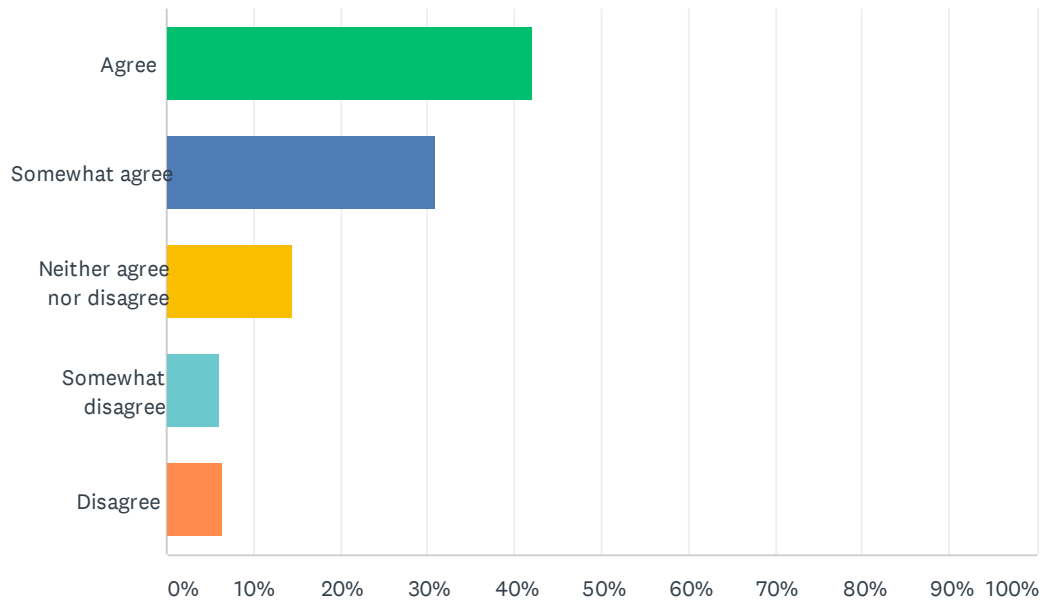
Answered: 200 Skipped: 0



ANSWER CHOICES	RESPONSES	
Agree	64.00%	128
Somewhat agree	7.50%	15
Neither agree nor disagree	6.50%	13
Somewhat disagree	5.00%	10
Disagree	17.00%	34
TOTAL		200

Q14 An increase in the minimum wage will result in higher prices for goods and services in Burlingame.

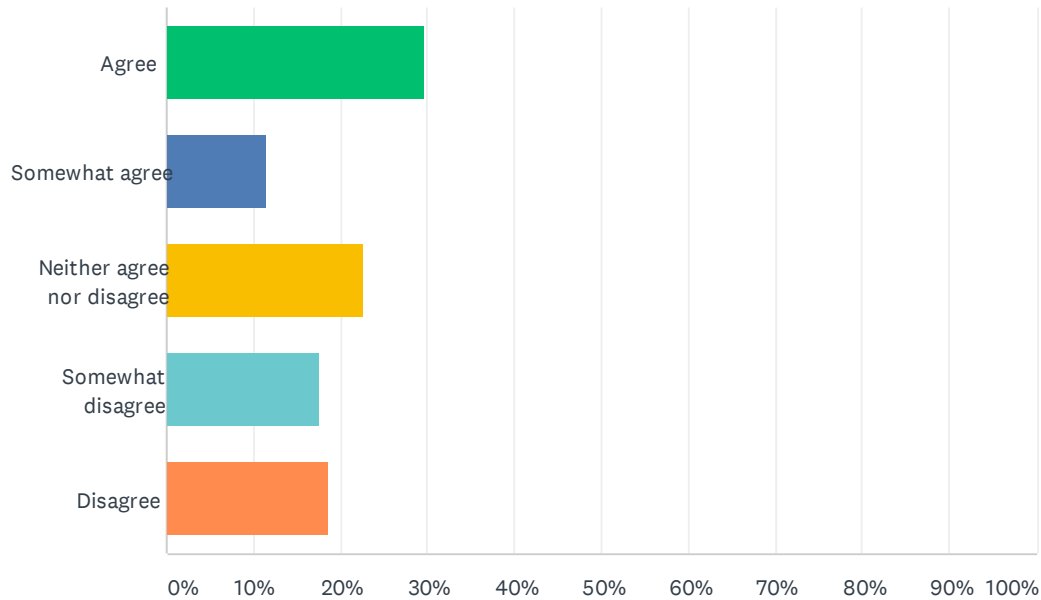
Answered: 200 Skipped: 0



ANSWER CHOICES	RESPONSES	
Agree	42.00%	84
Somewhat agree	31.00%	62
Neither agree nor disagree	14.50%	29
Somewhat disagree	6.00%	12
Disagree	6.50%	13
TOTAL		200

Q15 A higher minimum wage will reduce the number of workers in local businesses, as businesses will have to find ways to pay for the wage increase.

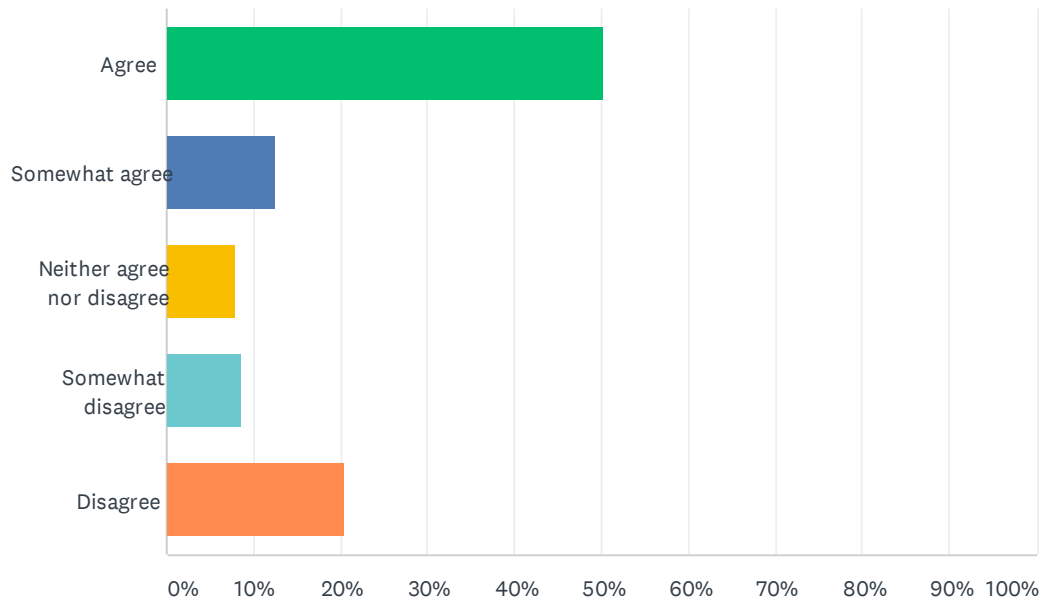
Answered: 199 Skipped: 1



ANSWER CHOICES	RESPONSES	
Agree	29.65%	59
Somewhat agree	11.56%	23
Neither agree nor disagree	22.61%	45
Somewhat disagree	17.59%	35
Disagree	18.59%	37
TOTAL		199

Q16 An increase in the minimum wage is necessary to attract and retain qualified talent to Burlingame.

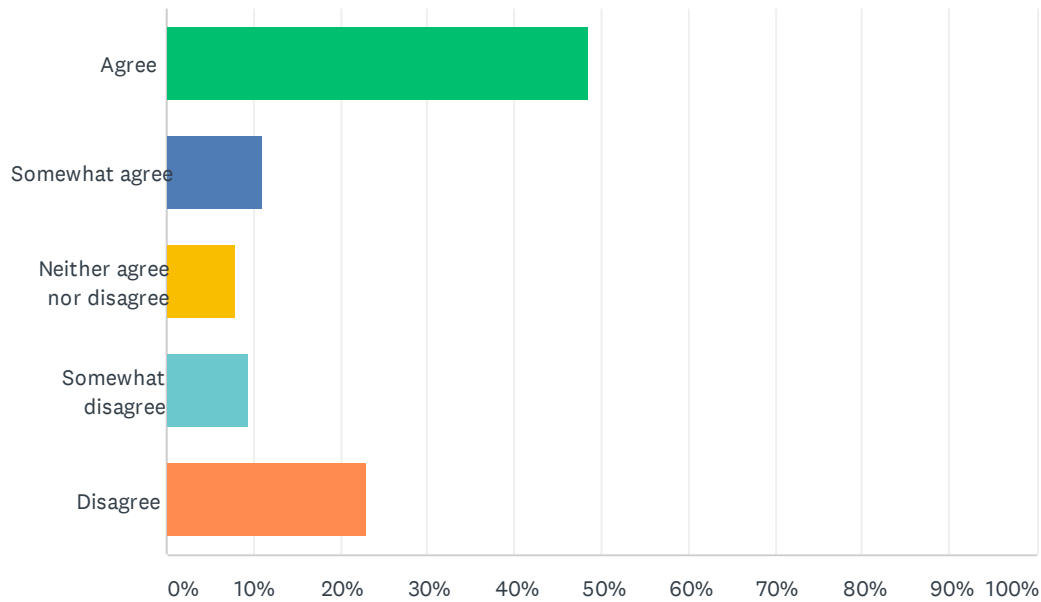
Answered: 199 Skipped: 1



ANSWER CHOICES	RESPONSES	
Agree	50.25%	100
Somewhat agree	12.56%	25
Neither agree nor disagree	8.04%	16
Somewhat disagree	8.54%	17
Disagree	20.60%	41
TOTAL		199

Q17 I am willing to pay more for goods and services in Burlingame, if the prices increased due to a higher minimum wage.

Answered: 200 Skipped: 0



ANSWER CHOICES	RESPONSES	
Agree	48.50%	97
Somewhat agree	11.00%	22
Neither agree nor disagree	8.00%	16
Somewhat disagree	9.50%	19
Disagree	23.00%	46
TOTAL		200

Q7 If you own or manage a business, what is the minimum wage you pay to your lowest-paid employees? (in \$/hr)

Answered: 52 Skipped: 148

#	RESPONSES	DATE
1	\$15.00	9/1/2020 4:56 PM
2	15	9/1/2020 3:20 PM
3	15.50 PLUS TIPS	9/1/2020 1:46 PM
4	Not hourly, but equates to significantly more than \$15/hr	8/31/2020 3:43 PM
5	I do not have any employees	8/31/2020 10:13 AM
6	\$27	8/29/2020 7:13 PM
7	No one at minimum wage	8/28/2020 1:07 PM
8	\$15.00	8/28/2020 12:41 PM
9	\$15.00/hr	8/28/2020 11:59 AM
10	12	8/27/2020 10:09 PM
11	20	8/27/2020 8:56 PM
12	12	8/27/2020 8:31 PM
13	NA	8/27/2020 6:30 PM
14	33.00/hr.	8/27/2020 6:04 PM
15	Higher than the proposed minimum wage	8/27/2020 4:39 PM
16	NA	8/27/2020 4:37 PM
17	\$20	8/27/2020 4:06 PM
18	\$18	8/27/2020 3:51 PM
19	\$16.50	8/27/2020 3:49 PM
20	No employees-only myself	8/27/2020 3:33 PM
21	\$14/hour	8/27/2020 3:27 PM
22	\$26 + benefits	8/27/2020 1:31 PM
23	13hr	8/27/2020 12:31 PM
24	13.00 tipped, different for non tipped	8/27/2020 11:11 AM
25	\$13	8/27/2020 7:49 AM
26	\$15	8/27/2020 6:45 AM
27	\$20	8/27/2020 1:03 AM
28	15.00	8/26/2020 7:05 PM
29	\$13	8/26/2020 7:02 PM
30	12	8/26/2020 6:39 PM
31	14.00	8/26/2020 6:14 PM
32	\$18 per hour	8/26/2020 4:33 PM
33	20	8/26/2020 4:19 PM
34	\$22.00	8/26/2020 4:16 PM
35	16	8/26/2020 3:24 PM
36	\$45/hr	8/26/2020 2:52 PM
37	\$32.	8/26/2020 2:26 PM

38	\$15.50	8/26/2020 11:54 AM
39	17	8/26/2020 11:47 AM
40	36	8/26/2020 10:59 AM
41	30	8/26/2020 10:54 AM
42	25,00	8/26/2020 10:38 AM
43	18.26	8/26/2020 10:38 AM
44	25	8/26/2020 9:36 AM
45	\$12/hr	8/20/2020 8:44 PM
46	\$55/hr	8/20/2020 4:59 PM
47	16	8/20/2020 4:44 PM
48	12	8/20/2020 4:39 PM
49	\$12.00	8/20/2020 4:25 PM
50	13	8/20/2020 3:52 PM
51	\$16.57	8/20/2020 3:43 PM
52	14	8/20/2020 3:43 PM

Q8 If you own or manage a business, how many of your current employees receive wages at or near the minimum wage?

Answered: 51 Skipped: 149

#	RESPONSES	DATE
1	6	9/1/2020 4:56 PM
2	2	9/1/2020 3:20 PM
3	ALL OF THEM	9/1/2020 1:46 PM
4	0	8/31/2020 3:43 PM
5	I do not have any employees	8/31/2020 10:13 AM
6	0	8/29/2020 7:13 PM
7	0	8/28/2020 1:07 PM
8	1	8/28/2020 12:41 PM
9	Less than 5	8/28/2020 11:59 AM
10	Most	8/27/2020 10:09 PM
11	2	8/27/2020 8:56 PM
12	2	8/27/2020 8:31 PM
13	NA	8/27/2020 6:30 PM
14	0	8/27/2020 6:04 PM
15	None	8/27/2020 4:39 PM
16	NA	8/27/2020 4:37 PM
17	1	8/27/2020 4:06 PM
18	\$18-\$28/HOUR	8/27/2020 3:51 PM
19	100%	8/27/2020 3:49 PM
20	No employees-only myself	8/27/2020 3:33 PM
21	2	8/27/2020 3:27 PM
22	150	8/27/2020 1:31 PM
23	15	8/27/2020 12:31 PM
24	100	8/27/2020 11:11 AM
25	10	8/27/2020 7:49 AM
26	1	8/27/2020 6:45 AM
27	0	8/27/2020 1:03 AM
28	8	8/26/2020 7:02 PM
29	4	8/26/2020 6:39 PM
30	0	8/26/2020 6:14 PM
31	0	8/26/2020 4:33 PM
32	0	8/26/2020 4:19 PM
33	0	8/26/2020 4:16 PM
34	90%	8/26/2020 3:24 PM
35	0	8/26/2020 2:52 PM
36	0	8/26/2020 2:26 PM
37	none	8/26/2020 11:54 AM

City of Burlingame- Minimum Wage Survey, August 2020

SurveyMonkey

38	0	8/26/2020 11:47 AM
39	1	8/26/2020 10:59 AM
40	3	8/26/2020 10:54 AM
41	0	8/26/2020 10:38 AM
42	0	8/26/2020 10:38 AM
43	0	8/26/2020 9:36 AM
44	7	8/20/2020 8:44 PM
45	0	8/20/2020 4:59 PM
46	10	8/20/2020 4:44 PM
47	12	8/20/2020 4:39 PM
48	3	8/20/2020 4:25 PM
49	10	8/20/2020 3:52 PM
50	covid has reduced # of employees, otherwise 25	8/20/2020 3:43 PM
51	2	8/20/2020 3:43 PM